ILVAN MEDICAL

CE Certificated (Class III)

Clothoid Vascular Closure System

Clothoid Vascular Closure System is a suture mediated device to close femoral artery puncture site with a single monofilament polypropylene following dignostic or interventional catheterization procedures.

- One-person operation
- Easy access to puncture site
- Pre-knotting



SUZHOU SILVAN MEDICAL CO., LTD

Suzhou Industrial Park, China

www. silvanmedical.com

ILVAN MEDICAL

The Clothoid Vascular Closure System is designed for patients who have undergone dignostic or interventional catheterization procedures using 5F to 21F sheaths. The pre-knot polypropylene suture is delivered percutaneously to close the common femoral artery access site. At least two devices are needed to close arteriotomy sites using an 8-21F procedural sheath.

1. Open the foot



2. Push the needle plunger



3. Pull out the needles



4. Push the knot and cut the suture



Order Information:

Item	Reference No.	Specification	Product Description
1	FS910001	6F	Clothoid Vascular Closure System
2	FN00051	N/A	Suture Pusher and Cutter (Non-sterile)
3	FS910002	6FM	Clothoid Vascular Closure System (with Suture Pusher & Cutter)

Different Hemostasis Methods

By Compression

- 30 mins of compression;
- Pressure dressing after operation, patients stay in bed for 24 hours;
- Complications of hematoma, pseudoaneurysm and vagal nerve reflex.

V.S.

By Clothoid Vascular Closure System

- Confirmed during operation;
- Patients can walk immediately after the operation;
- Reduce the time on painkillers and inserting catheters.

EASY

SAFE

CONTROLLED